


European Conference on Drug-Related Violence

This presentation was delivered at the European Conference on Drug-Related Violence on 26-27 November 2024 in Brussels. The views expressed herein can in no way be taken to reflect the official opinion of the European Union.



EUDA, Brussels 27.11.2024

SUBSTANCE USE PATTERNS AMONG YOUNG HOMICIDE OFFENDERS IN FINLAND, 2002-2022

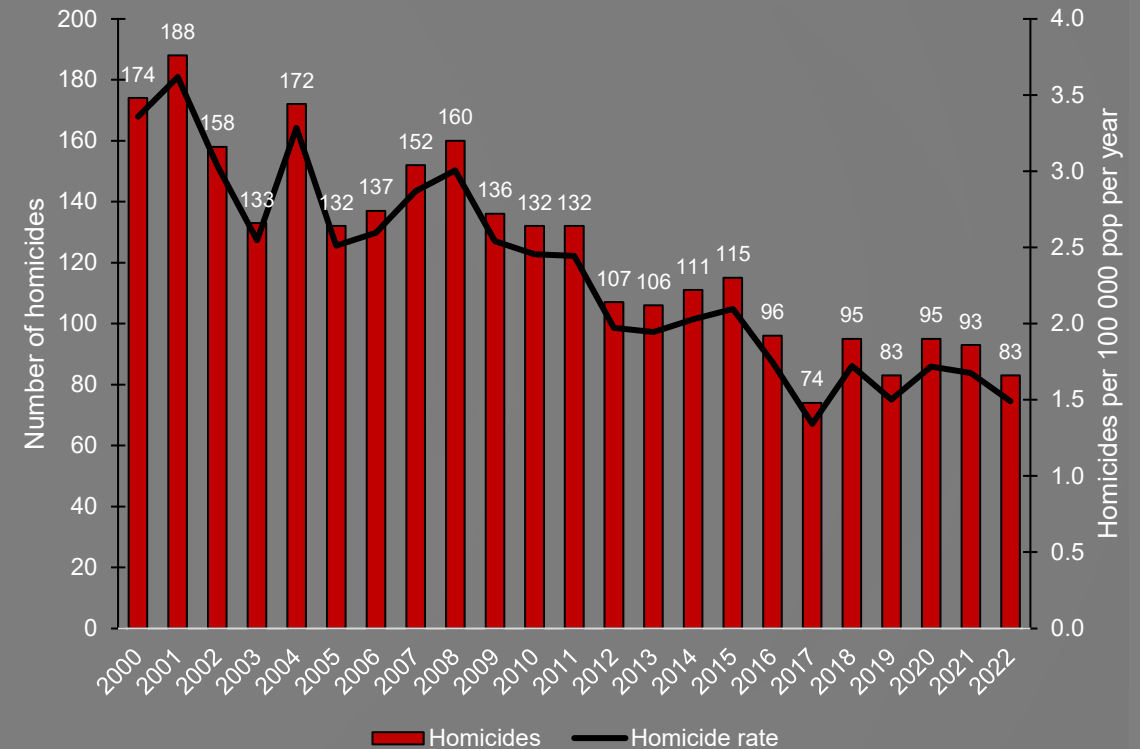
Authors: Maiju Tanskanen, Miisa Törölä, Anna Raeste,
Sofia Malinen, Janne Kivivuori and Karoliina Karjalainen

Institute of Criminology and Legal Policy, University of Helsinki
Finnish Institute for Health and Welfare



HOMICIDE IN FINLAND

- Estimate rate of homicides per 100 000: 1,3 (2015-2019, WHO)
- Typical homicide in Finland: drinking-group violence between middle-aged men with marginalized position
- Indication of high presence of illicit drugs in the homicide scenes of Finland (the EHM network report 2019, Kivivuori et al. 2024)
- About 1/3 of the offenders are aged under 30



Number of homicides and crime rate 2000–2022

Source: Statistics Finland 2024

RESEARCH QUESTIONS

Which subtypes of offenders can be found based on offender and victim substance use?

How are the subtypes distributed among young (15-29) and adult (30+) offenders?

How has the prevalence of different subtypes developed during the years 2002-2022?

HOMICIDE SUBTYPES (LCA)

1 **Alcohol-intoxicated offenders** without alcohol use disorder; similar victim. Low levels of drug use.*

2 **Alcohol-intoxicated offenders with alcohol use disorder;** similar victim. Low levels of drug use.*

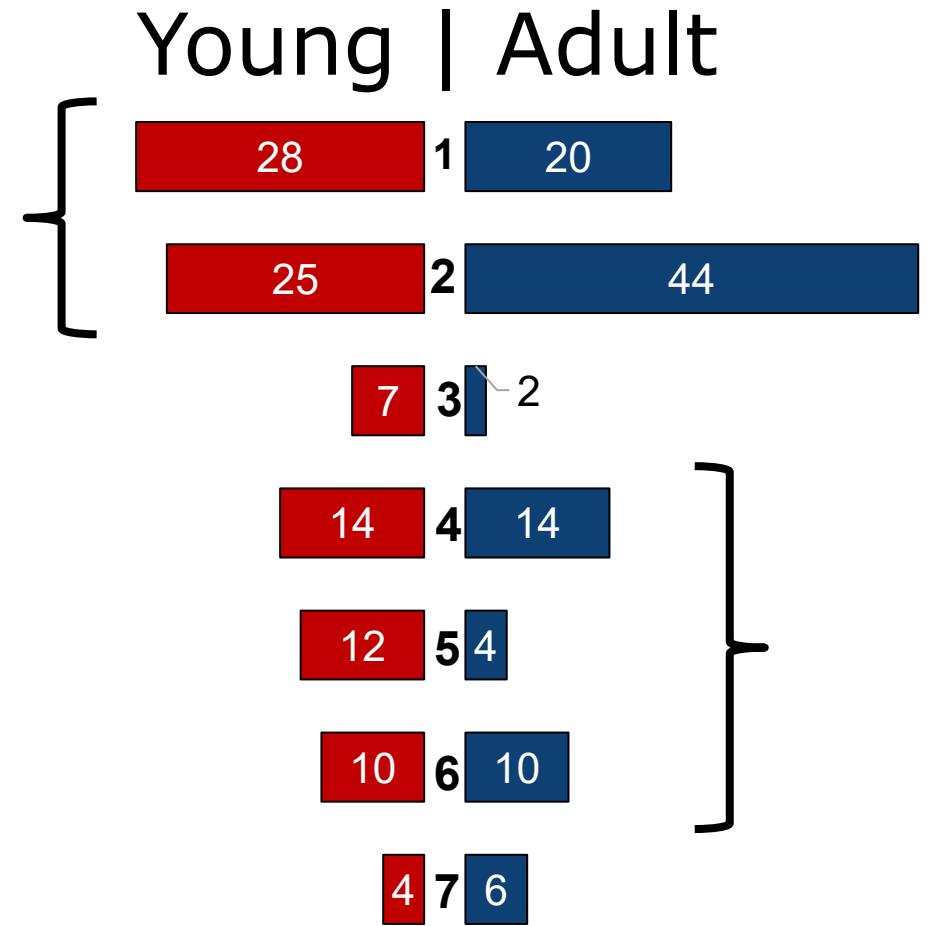
3 **Alcohol-intoxicated offenders** without alcohol use disorder; Alcohol-intoxicated victim with drug use disorder indications.*

4 **Drug- and alcohol-intoxicated offenders** with both alcohol and drug use disorder; Victim alcohol-intoxicated and with alcohol use disorder but no drug use disorder.

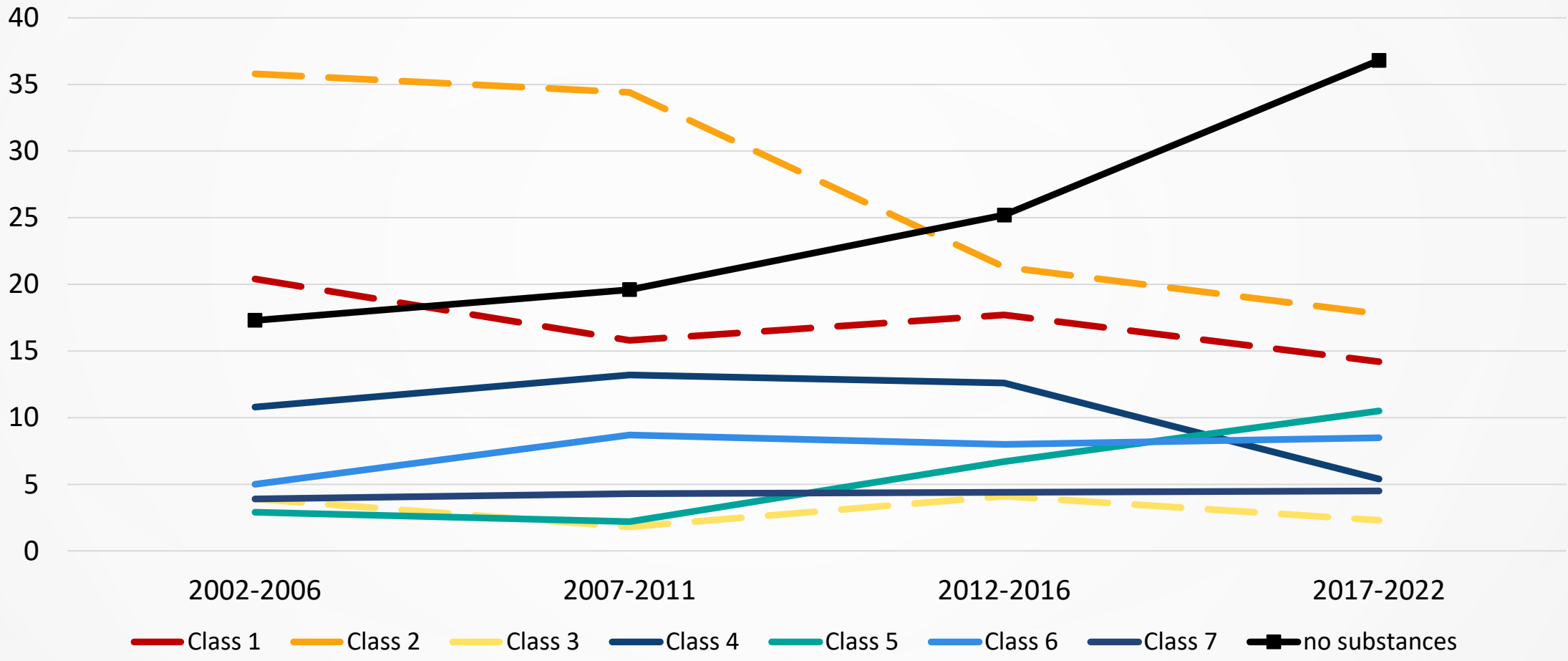
5 **Drug-intoxicated offenders with drug use disorder;** similar victim. Relatively low levels of alcohol use.*

6 **Drug- and alcohol-intoxicated offenders with both alcohol and drug use disorder;** similar victim.

7 **Drug-intoxicated offenders** without drug use disorder; No substance use by the victim.



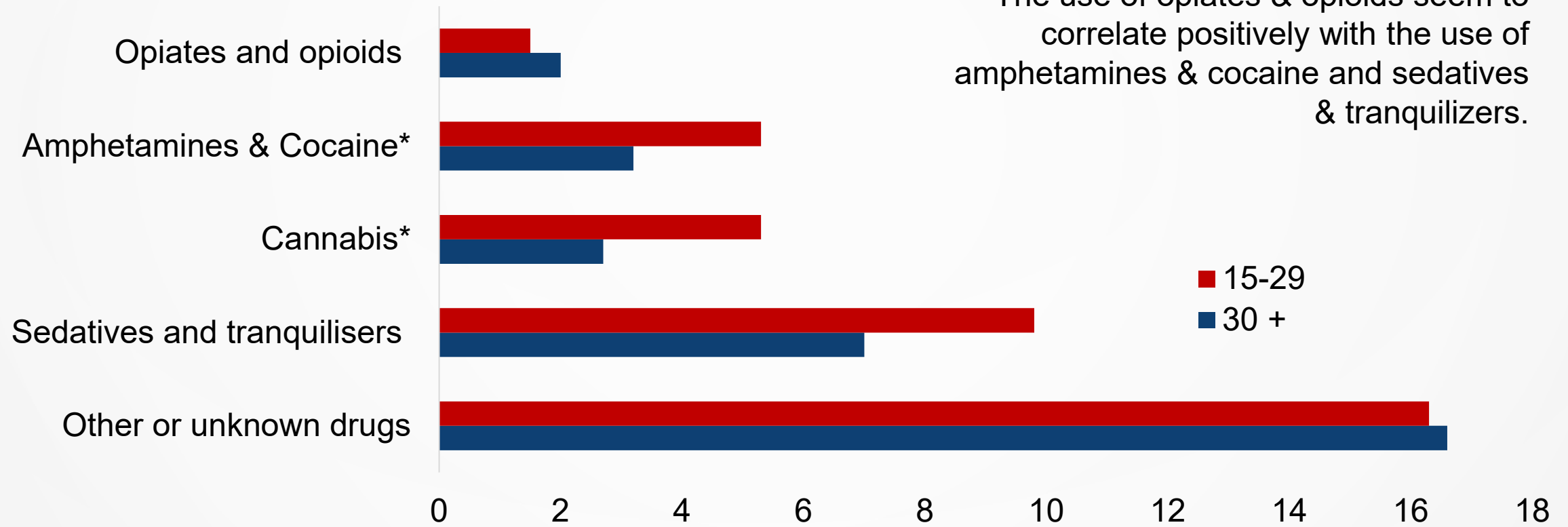
PREVALENCE OF THE SUBTYPES 2002–2022 (% OF ALL OFFENDERS)





PREVALENCE OF EACH SUBSTANCE WITHIN THE AGE GROUP, %

Young offenders:
The use of opiates & opioids seem to
correlate positively with the use of
amphetamines & cocaine and sedatives
& tranquilizers.



Finnish Homicide Monitor (FHM)

- Maintained by the Institute of Criminology and Legal Policy (UH) in collaboration with the National Police Board of Finland
- Based on information from homicide investigations, filled in by the chief investigating officer (compulsory)

Data covers police-recorded intentional lethal violence starting from 2002

Complies with the European Homicide Monitor (Europe, South Africa, Dutch Caribbean)

Data provides information otherwise unavailable from e.g. register sources, i.e. intelligence on the victim-offender relationship and motives leading to homicide

CONCLUSIONS

Substance use patterns among young and adult offenders are largely similar

- Alcohol-related offences are still the most typical among young and adult offenders.
- However, drug use is significantly more strongly associated with homicides committed by young offenders.

In the prevention of homicide, it is important to be aware not only of the potential role of the perpetrator's but also of the victim's drug use.





THANK YOU FOR YOUR ATTENTION!

Questions or comments?

References:

Kivivuori, J., Tanskanen, M., Suonpää, K., & Raeste, A. (2024). Comparing youth and adult homicide victimization in Finland 2002–2018: A latent class approach. *Nordic Journal of Criminology*, 25(1), 1–17. <https://doi.org/10.18261/njc.25.1.7>

Statistics Finland / Tilastokeskus. 2024. Statistics on offences and coercive measures. Helsinki: Statistics Finland. <https://stat.fi/til/rpk/>

World Health Organization. 2021. Estimates of rates of homicides per 100 000 population. <https://www.who.int/data/gho/data/indicators/indicator-details/GHO/estimates-of-rates-of-homicides-per-100-000-population>