

The performance of a national OMT program with time. Did the benefits (mortality reduction) from the Norwegian program change during 1997-2009?

Thomas Clausen

Head of Research centre

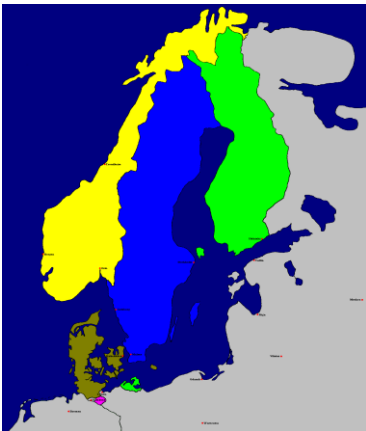
Professor (MD, PhD)

National DRD expert: Norway

thomas.clausen@medisin.uio.no

September, 2017

EMCDDA; Lisbon



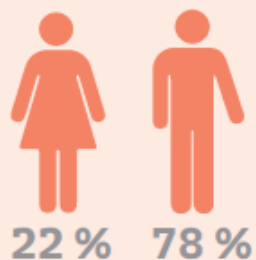
Agenda

- ✓ Opioid use, OMT provision and Overdoses
- ✓ Norwegian national OMT program
- ✓ Program performance with time
- ✓ Interpretations

Overdoses in Europe; on a rise

DRUG-INDUCED DEATHS

Characteristics



Mean age at death

38

Deaths with opioids present



Age at death

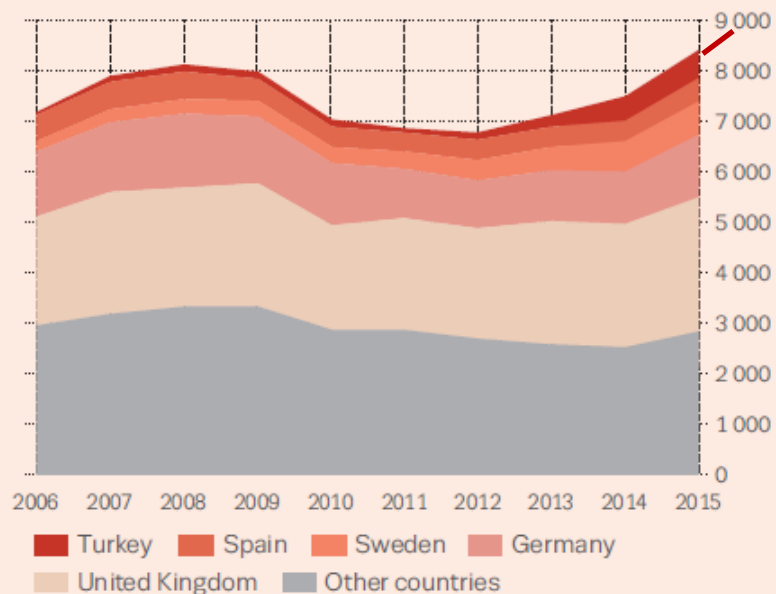


Number of deaths

7 585 EU

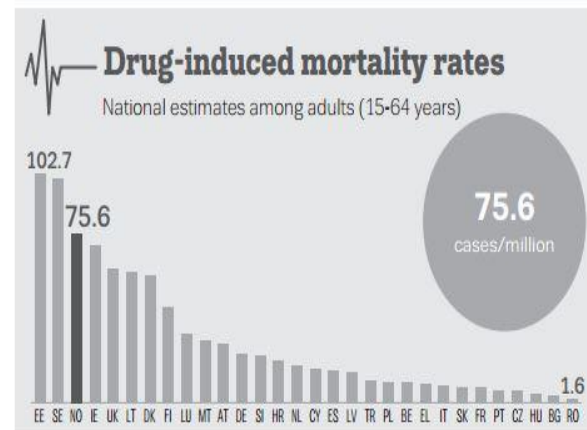
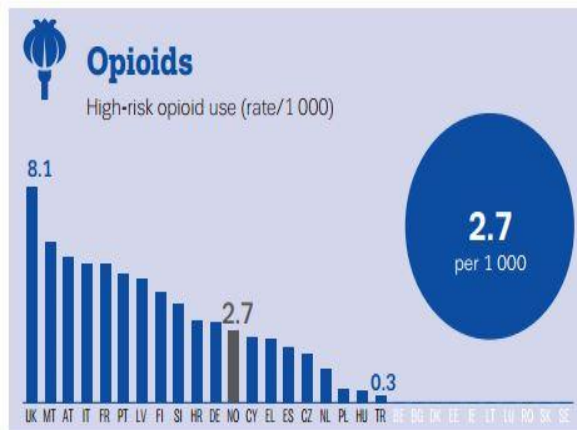
8 441 EU + 2

Trends in overdose deaths

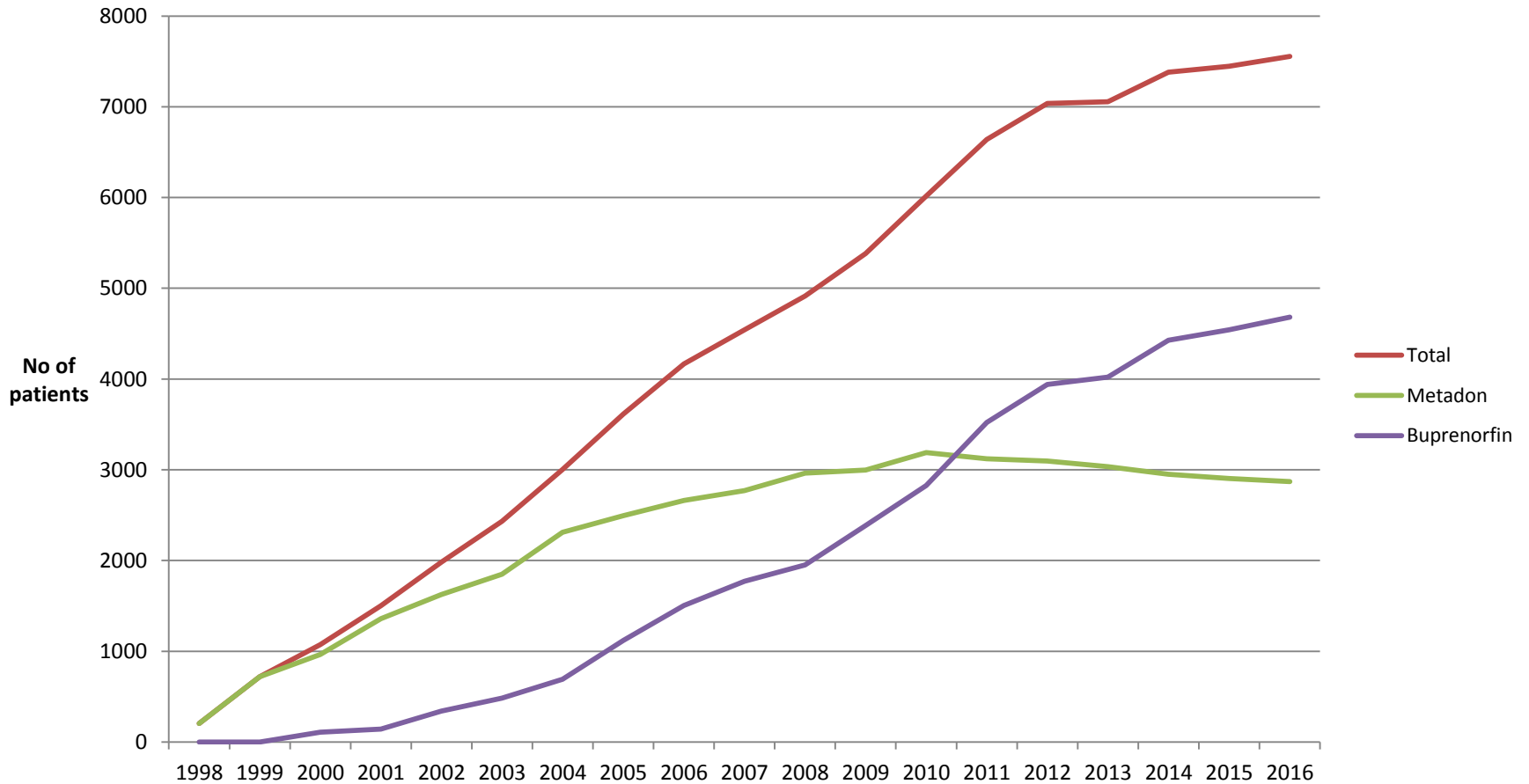


Norway Characteristics (2015)

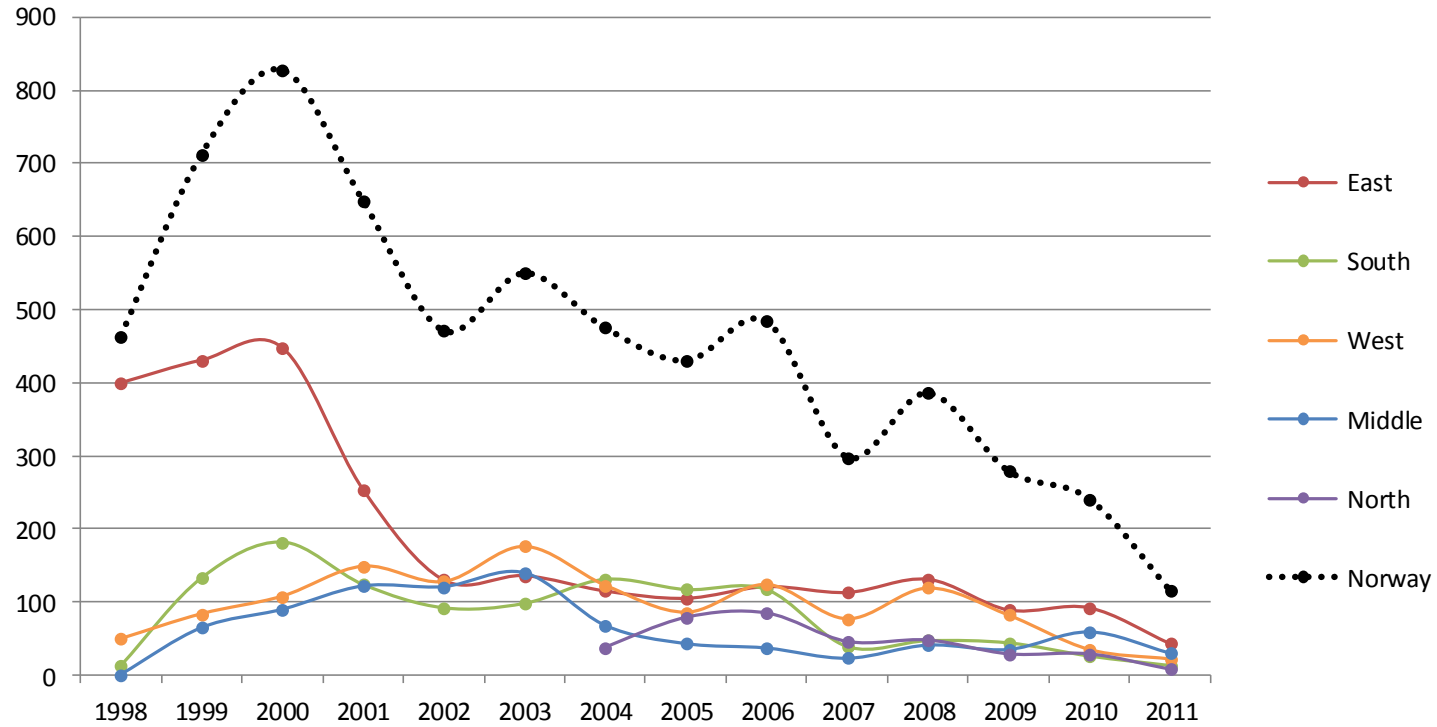
- ✓ Population 15-64
 - 3.340.000
- ✓ High-risk opioid users
 - 9000 (6700-14000)
- ✓ Patients in OMT
 - 7500
- ✓ Overdose deaths
 - 266 (2015)



OMT patient numbers; with time



Waiting lists for OMT; 1998-2011



The Norwegian OMT system

- ✓ From limited high threshold to widely available low-threshold system (1997-2017)
- ✓ One national system with treatment guideline
 - ✓ Medication by indication and patient centred
- ✓ Treatment initiations in specialist health care
 - ✓ Follow-up in primary care and municipality
 - ✓ 3-party responsibility; specialist hc, primary hc & social service

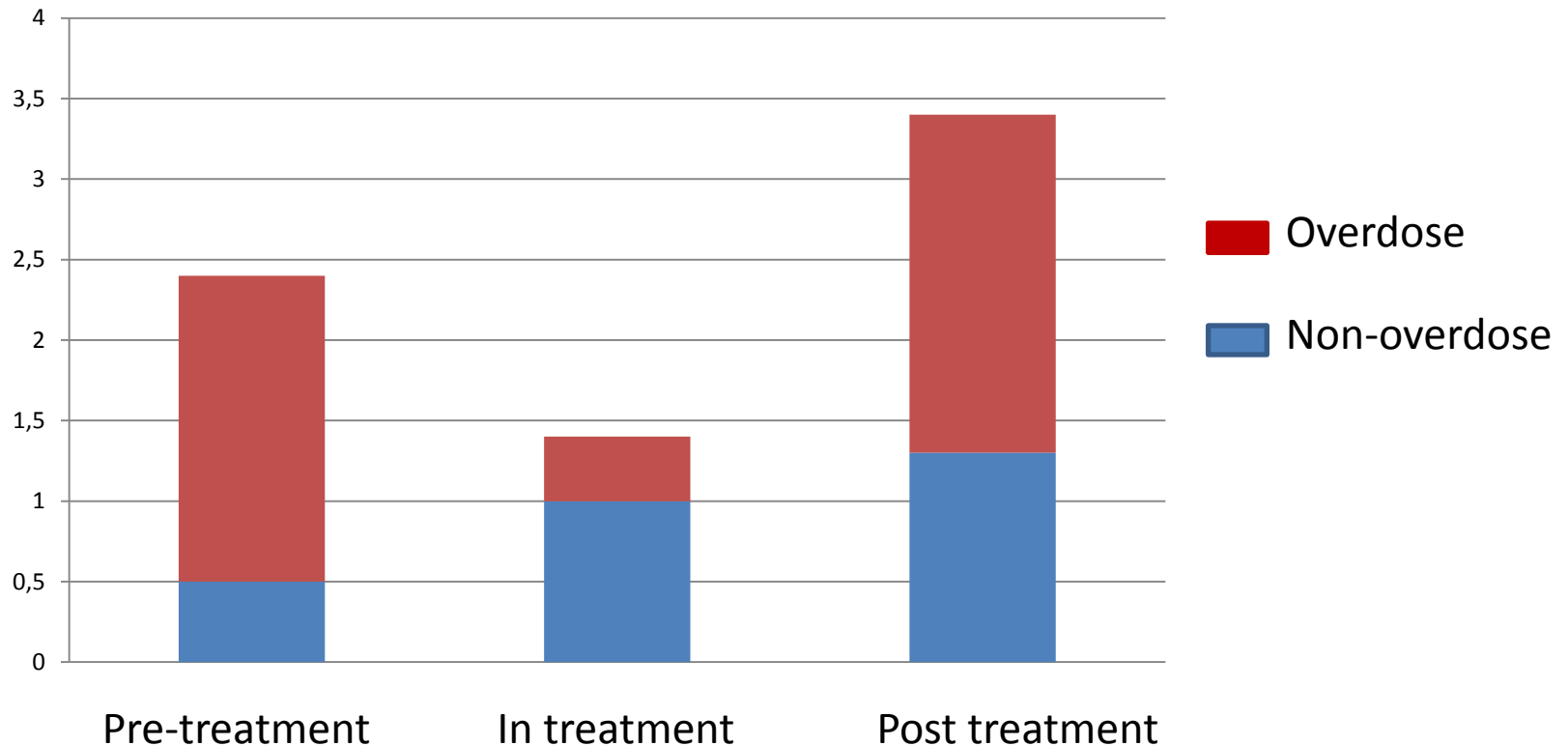
OMT patients in 2016

- 7500+ patients in treatment
- Mean age 44.3 yrs, and 30% women
 - 8% below 30yrs, and more than 28% above 50yrs
 - 38% methadone, mean dose 93mg (15mg bup)
 - 28% prescribed benzo
- 77% private housing (rented or owned)
- 82% with no daily activity (education or work)
- 36% severe somatic health problems
- 20% severe depression, 28% anxiety symptom

Mortality before, during and after OMT in Norway

1998-2003

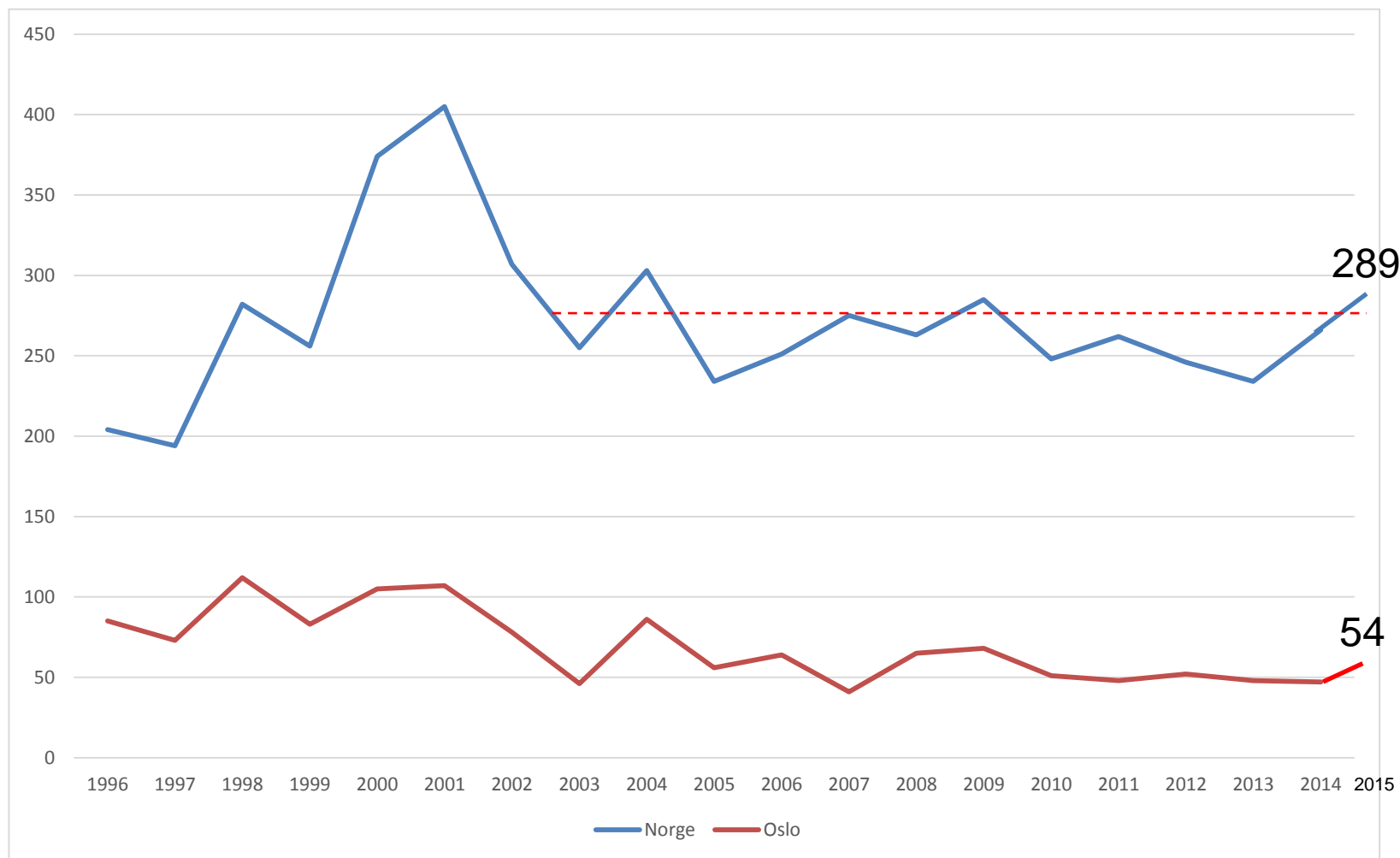
% pr year



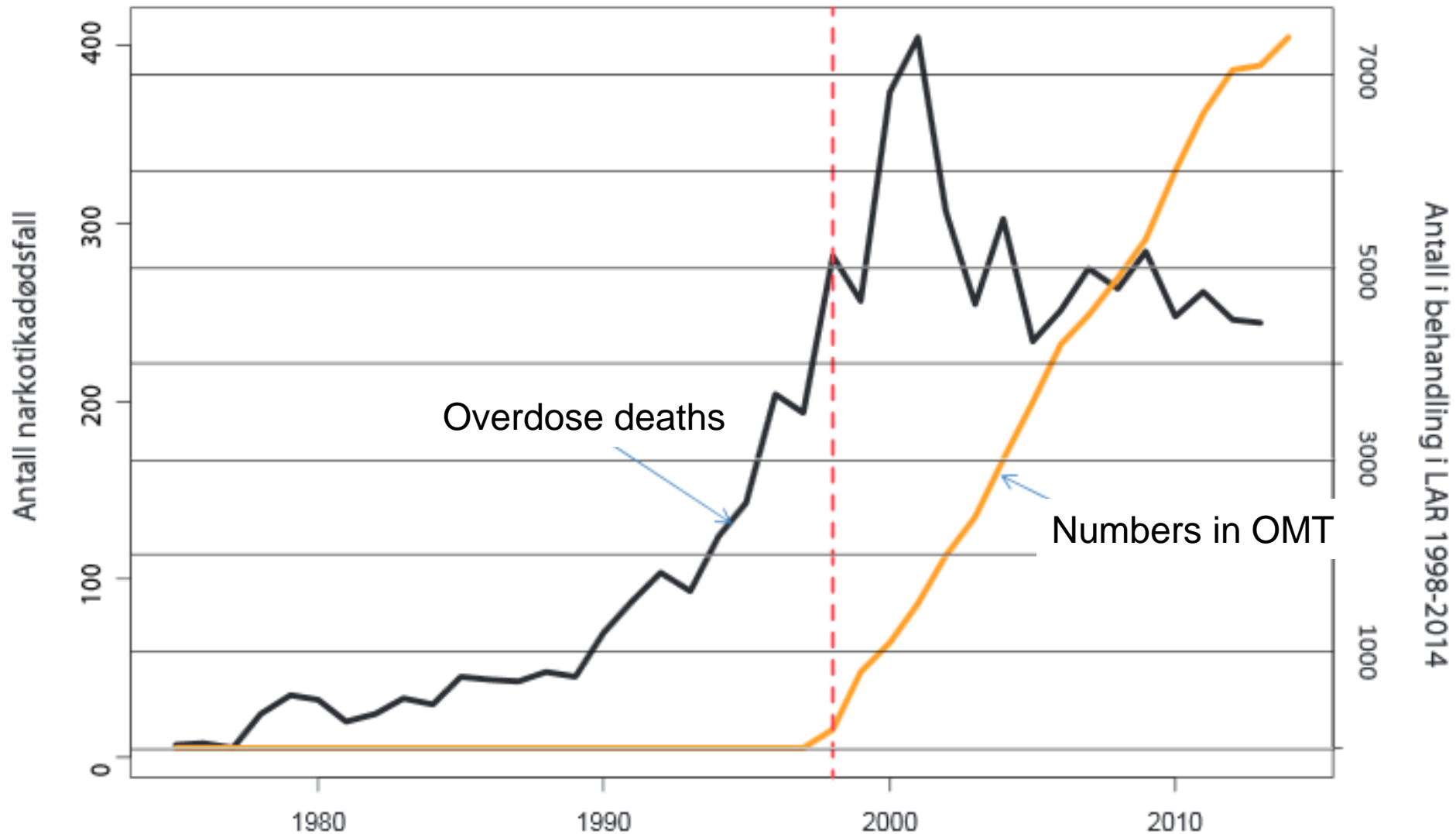
Clausen T. et al. Drug and Alcohol Dependence, 2008,
Mortality prior to, during and after opioid maintenance treatment (OMT)

Overdose deaths, Norway

N



Overdose deaths and OMT; Norway



The puzzle:

Why are overdose rates not decreasing more following large OMT expansions?


- Is OMT not reducing mortality anymore?
 - Is the system performing differently?
 - Is the patients' risk changing?
 - Is the target group changing?

- Other explanations?

National OMT cohort study

- ✓ All patients included in OMT since initiation
 - 1997-2009
- ✓ Linkage with GMR data including 2010 data
- Examination of program performance by time period

Opioid using persons?



Why so many overdoses?

Previous explanations:

- **Injection of heroin (85-90%)**
- **Polydrug use (Heroin-Benzodiazepines)**
- **Old and ageing user-population**

New information indicates:

- ✓ Lower mortality reduction benefit with healthier new treatment entrants, than early in program history
- ✓ Growing and new at-risk groups outside of treatment?
 - NPS opioids
 - Prescription opioids
- Need for new and targeted interventions?